

## STEP BY STEP PROCEDURE FOR MAKING ONLINE PAYMENT THROUGH STATE BANK COLLECT

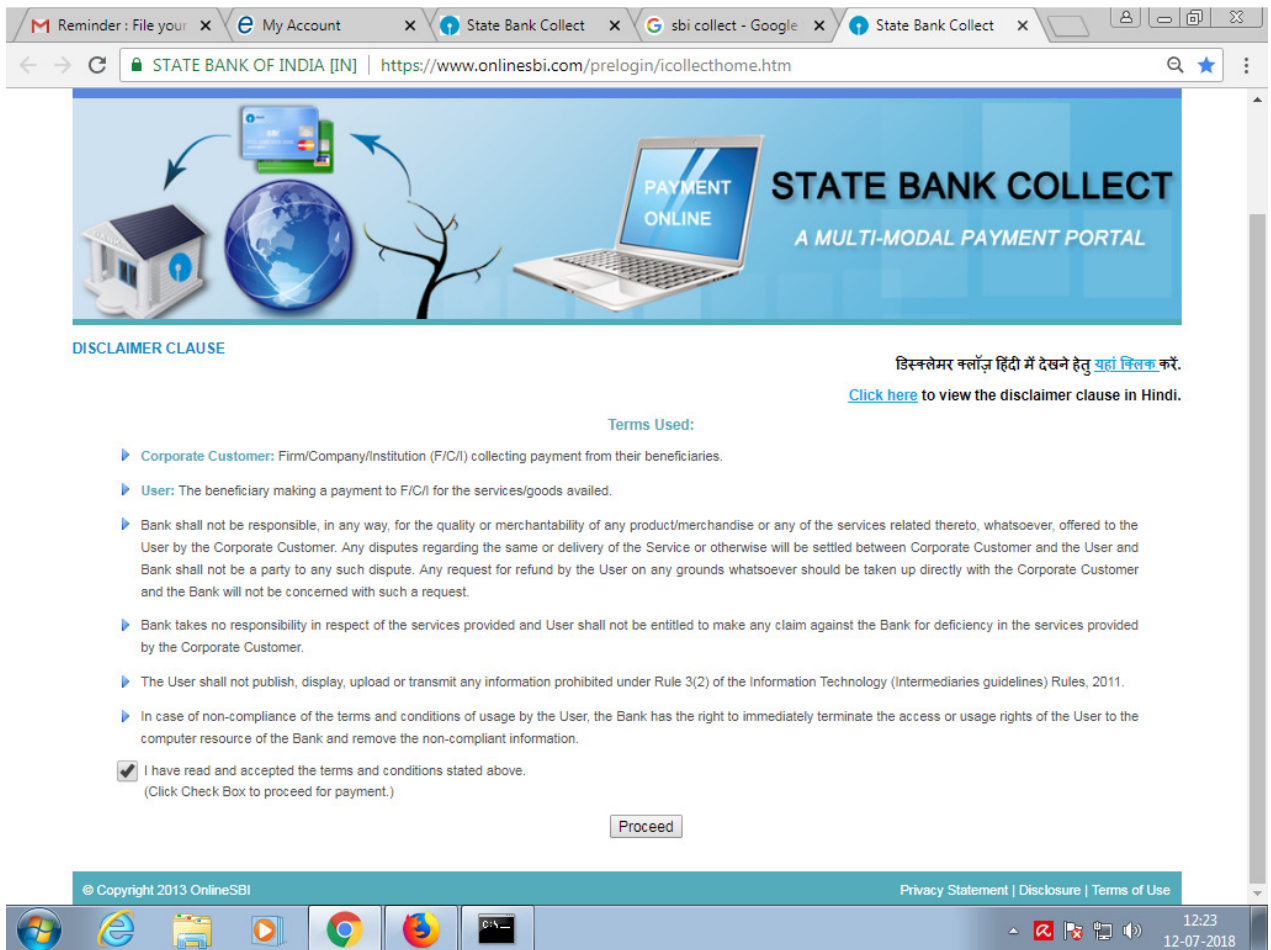


### **Step 1:**

Go to the Website

<https://www.onlinesbi.com/prelogin/icollecthome.htm>

Select the check box **“ I have read and accepted the terms and conditions stated above”** given on the bottom left of the page and click on **“Proceed”** Button



The screenshot shows a web browser window with the URL <https://www.onlinesbi.com/prelogin/icollecthome.htm>. The page features a banner with a laptop displaying 'PAYMENT ONLINE' and the text 'STATE BANK COLLECT A MULTI-MODAL PAYMENT PORTAL'. Below the banner, there is a 'DISCLAIMER CLAUSE' section with a link to view the disclaimer in Hindi. The 'Terms Used' section lists several conditions, including the user's responsibility for payment and the bank's right to terminate access for non-compliance. A checkbox is checked, indicating that the user has read and accepted the terms. A 'Proceed' button is visible at the bottom of the terms section.

DISCLAIMER CLAUSE

[Click here to view the disclaimer clause in Hindi.](#)

डिस्क्लेमर क्लॉज़ हिंदी में देखने हेतु [यहां क्लिक करें.](#)

Terms Used:

- ▶ Corporate Customer: Firm/Company/Institution (F/C/I) collecting payment from their beneficiaries.
- ▶ User: The beneficiary making a payment to F/C/I for the services/goods availed.
- ▶ Bank shall not be responsible, in any way, for the quality or merchantability of any product/merchandise or any of the services related thereto, whatsoever, offered to the User by the Corporate Customer. Any disputes regarding the same or delivery of the Service or otherwise will be settled between Corporate Customer and the User and Bank shall not be a party to any such dispute. Any request for refund by the User on any grounds whatsoever should be taken up directly with the Corporate Customer and the Bank will not be concerned with such a request.
- ▶ Bank takes no responsibility in respect of the services provided and User shall not be entitled to make any claim against the Bank for deficiency in the services provided by the Corporate Customer.
- ▶ The User shall not publish, display, upload or transmit any information prohibited under Rule 3(2) of the Information Technology (Intermediaries guidelines) Rules, 2011.
- ▶ In case of non-compliance of the terms and conditions of usage by the User, the Bank has the right to immediately terminate the access or usage rights of the User to the computer resource of the Bank and remove the non-compliant information.

I have read and accepted the terms and conditions stated above.  
(Click Check Box to proceed for payment.)

Proceed

© Copyright 2013 OnlineSBI Privacy Statement | Disclosure | Terms of Use

12:23  
12-07-2018

**Step 2:**

**Select State and Type of Corporate / Institution**

From the dropdown list, choose the following

State of Corporate/Institution \* : **KERALA**

Type of Corporate/Institution \* : **Educational Institutions**

Click on **“Go”** button

The screenshot shows the 'State Bank Collect' form. At the top, it says 'Bank MOPS' and '> State Bank Collect'. The main heading is 'State Bank Collect'. Below it, there is a section titled 'Select State and Type of Corporate / Institution'. This section contains two dropdown menus: 'State of Corporate/Institution \*' with 'Kerala' selected, and 'Type of Corporate/Institution \*' with 'Educational Institutions' selected. A 'Go' button is located below these menus. At the bottom of the form, there is a note: 'Mandatory fields are marked with an asterisk (\*)' and 'State Bank Collect is a unique service for paying online to educational institutions, temples, charities and/or any corporates/institutions who maintain their accounts with the Bank.' A 'Privacy Statement' link is visible in the bottom right corner.

**Step3:**

**Select from Education Institutions\***

**Educational Institutions Name**

From the dropdown list

Choose **“ COLLEGE OF ENGINEERING KALLOOPPARA “** and click on **“Submit”** Button

The screenshot shows the 'State Bank Collect' form. At the top, it says 'MOPS' and '> State Bank Collect'. The main heading is 'State Bank Collect'. Below it, there is a section titled 'Select from Educational Institutions \*'. This section contains a dropdown menu labeled 'Educational Institutions Name' with 'COLLEGE OF ENGINEERING KALLOOPPARA' selected. Below this menu are 'Submit' and 'Back' buttons. At the bottom of the form, there is a note: 'Mandatory fields are marked with an asterisk (\*)'. A 'Privacy Statement' link is visible in the bottom right corner.

**Step 4:**

**Select Payment Category \***

Select the category from the list, for which fee is to be paid. Choose **TUTION FEE** for tuition fee payment

State Bank Collect

COLLEGE OF ENGINEERING KALLOPPARA  
KADAMANKULAM , KALLOPPARA , PATHANAMTHITTA-689583

Provide details of payment

Select Payment Category \*

- Select Category--
- BTech New Admission-2018
- EXAM FEE
- HOSTEL FEE
- TUTION FEE
- University Affiliation Fee

**Step 5:**

**Provide details of Payment**

Click Submit Button after filling the required data in the page

Student Name, Admission No., Register No. etc

Mandatory fields are marked \*



## COLLEGE OF ENGINEERING KALLOPPARA

KADAMANKULAM , KALLOPPARA , PATHANAMTHITTA-689583

## Provide details of payment

Select Payment Category *	TUTION FEE
Student Name *	Sangeetha Balan
Admission Number *	CEK/175/2017
University Reg No. *	PTA17CS82
Course *	B Tech
Branch *	CSE
Semester *	S2
Admission Category *	Merit
Amount *	35000
Remarks	

Please enter your Name, Date of Birth (For Personal Banking) / Incorporation (For Corporate Banking) & Mobile Number.  
This is required to reprint your e-receipt / remittance(PAP) form, if the need arises.

Name *	Sangeetha Balan
Date of Birth / Incorporation*	12/7/1999
Mobile Number *	9667123412

Enter the text as shown in the image \*

7B29E

7B29E

If you would like to give any other information, the same may be given in the **Remarks** field.

Click on the **“Submit”** Button and the details given will be displayed.


**Step 6:**


Verify the displayed details and Press the **“Confirm”** button to proceed the transaction

**State Bank Collect** 12-Jul-201

---

Verify details and confirm this transaction






	<b>Educational Institutions Name</b>	COLLEGE OF ENGINEERING KALLOPPARA
	<b>Category</b>	TUTION FEE
	<b>Student Name</b>	Sangeetha Balan
	<b>Admission Number</b>	CEK/175/2017
	<b>University Reg No.</b>	PTA17CS82
	<b>Course</b>	B Tech
	<b>Branch</b>	CSE
	<b>Semester</b>	S2
	<b>Admission Category</b>	Merit
	<b>Amount</b>	35000
	<b>Total Amount</b>	INR 35,000.00
	<b>Remarks</b>	

 Please ensure that you are making the payment to the correct payee.

**Step 7:** Payment can be made either using the **NET BANKING** facility or the **OTHER PAYMENT MODES** facility.

**State Bank MOPS**  
Multi Option Payment System

 State Bank Collect

NET BANKING	CARD PAYMENTS
<div style="border: 1px solid #ccc; padding: 5px;"> Bank Charges: 11.8 <span style="float: right;">➔</span></div> <div style="border: 1px solid #ccc; padding: 5px; background-color: #fff9c4;"><b>Other Banks Internet Banking</b> Bank Charges: 17.7 <span style="float: right;">➔</span></div>	<div style="background-color: #f0f0f0; padding: 5px; text-align: center;">This payment mode is not available between 23:30 hours IST and 00:30 hours IST</div> <div style="border: 1px solid #ccc; padding: 5px; margin-top: 5px;"> State Bank ATM-cum-Debit Card Bank Charges: Rs 165.2 <span style="float: right;">➔</span></div> <div style="border: 1px solid #ccc; padding: 5px; margin-top: 5px;"> Other Banks Debit Cards Bank Charges: Rs 165.2 <span style="float: right;">➔</span></div> <div style="border: 1px solid #ccc; padding: 5px; margin-top: 5px;"> Credit Cards Bank Charges: Rs 413.0 <span style="float: right;">➔</span></div>
<b>OTHER PAYMENT MODES</b>	
<div style="border: 1px solid #ccc; padding: 5px; background-color: #fff9c4;"> <b>SBI BRANCH</b> Bank Charges: Rs 59.0 <span style="float: right;">➔</span></div>	

### **Step 8:**


If you are having the **NETBANKING FACILITY** of the SBI bank/Other banks, you can logon using the Netbanking **Username** and **Password** and make the payment.

if you are using **OTHER PAYMENT MODES** then a **challan Payment Form** will be generated

Challan Payment Form generated can be downloaded by clicking the link “ **Click here to save the Pre-Acknowledgement Form in PDF** ”


**State Bank Collect** 12-Ju

---

 Payment details captured successfully.  
Please print & submit the Pre Acknowledgement Payment form to the Branch for Payment.

Payment Details:

SBCollect Reference Number	DU95212329
Category	TUTION FEE
Student Name	Sangeetha Balan
Admission Number	CEK/175/2017
University Reg No.	PTA17CS82
Course	B Tech
Branch	CSE
Semester	S2
Admission Category	Merit
Amount	35000
Transaction Charge	INR 59.00
Total Amount	INR 35,059.00
Remarks	

 [Click here to save the Pre-Acknowledgement Form in PDF](#)

[Return to State Bank Collect Home Page](#)

**Note:** Transaction charges will be less if you are using **NETBANKING** facility. Visit the SBI website for more details.

### **Transaction charges (as on date)**

SBI Internet Banking: Rs.11.8/- Other Banks Internet Banking: Rs.17.7/-

Challan Payment: Rs.59/-

### **Step 9:**

Print the Pre Acknowledgement Payment form available in PDF and visit the nearby SBI Branch for making Payment. **A Sample of Challan Printout generated is shown below**

Pre Acknowledgement Payment(PAP) Form for Payment through any SBI Branch

Date: 12-07-2018

Beneficiary/Remittance Details		
State Bank Collect Reference No.	DU95214324	
Beneficiary:	COLLEGE OF ENGINEERING KALLOOPPARA	
Category:	TUTION FEE	
Last Date of Payment:	17-12-2025 23:45	
Remitter	Sangeetha Balan	
Rs		
Collection Amount	35,000.00	
Commission	59.00	
Total (Rupees Thirty Five Thousand Fifty Nine Only)	35,059.00	
<b>Details of Cash / Cheques</b>		
	Rs	P
<b>Total Rs</b>		

Instructions for Depositor: This is not an e-receipt. After payment, please visit [www.onlinesbi.com](http://www.onlinesbi.com) > 'State Bank Collect' and click on the hyperlink at the bottom of the page to generate the e-receipt.

(To be Filled in by the Bank)

Journal No:

Branch Name: \_\_\_\_\_

Branch Code:  Deposit Date:

Branch Stamp

Authorised Signatory

Pre Acknowledgement Payment(PAP) Form for Payment through any SBI Branch

Branch Teller: Use SCR 008765 Deposit > Fee Collection > State Bank Collect

Date: 12-07-2018

Beneficiary/Remittance Details	
State Bank Collect Reference No.	DU95214324
Beneficiary:	COLLEGE OF ENGINEERING KALLOOPPARA
Category:	TUTION FEE
Last Date of Payment:	17-12-2025 23:45
Remitter	Sangeetha Balan
Rs	
Collection Amount	35,000.00
Commission	59.00
Total (Rupees Thirty Five Thousand Fifty Nine Only)	35,059.00

Mode of Payment (Choose Either Cash / Cheque)

Cash  PAN:

Please quote your PAN for Cash remittance :- Rs. 50,000

Cash Notes	Amount	
	Rs	P
*2000		
*500		
*100		
*50		
*20		
*10		
Coins		
<b>Total Rs</b>		

Cheque

Cheque No: \_\_\_\_\_ Cheque Date: \_\_\_\_\_

Drawee Bank: State Bank of India (other bank cheques not accepted under PAP)

Branch: \_\_\_\_\_

Signature of the Dept

Space for Bank use

Branch Stamp

After making payment at the bank, submit a copy of the challan receipt at the College Office for verification of payment at college office.

**PRINCIPAL**